

Summer vacation holiday & homework

CLASS - 1ST
2025-26



Summer is a time to relax, be productive and to get ahead. As important as it is to rest and enjoy, it is also important to continue to learn. You can spend your time as you wish but make sure that along with enjoying and relaxing make this summer a time to learn new things, exploring the opportunities available. To enhance your learning, we have planned activities to keep your skills sharp and concepts clear. Use your energy and give a vent to your creativity. It will surely enhance your learning process. Relax, enjoy, have lots of fun and come back refreshed.



GUIDELINES

1. Do all the work on A-4 size sheets.
2. Make a separate folder for holiday homework and submit it when the school reopens.
3. Do project work according to your roll no. Use your own innovative ideas for model/project work.
4. Do the work neatly as per the given instructions.
5. Enjoy the activities so that the work becomes fun.
6. Creativity and originality of the work will be appreciated.



Let's Start ... Help mother in laying the table and cleaning it. Take two old cups or bowls, fill one with water and other with seeds everyday and keep it outside for birds to drink and eat. Switch off lights and fans when not in use. Remember and use magic words – Please. Thank you. Sorry. Use them in your daily routine.



हिन्दी

1. दस पृष्ठ सुलेख लिखो ।

2. कक्षा में कराए गए कार्य का अभ्यास करो ।

3. विलोम शब्द पर एक मॉडल बनाओ। (रोल नंबर 1 – 4)

4. सामान अर्थ वाले शब्दों पर फ़्लैश कार्ड्स बनाये। पृष्ठ

118.



आ की मात्रा लगाओ ।
चित्र में रंग भरो

‘I’ की मात्रा

ड क

न क

ह थ

क न

ज न

प न





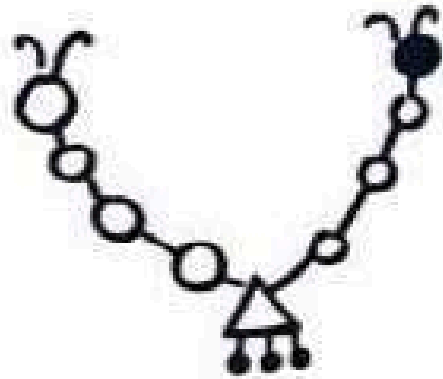

न व

क म

ज ल

श म

चित्रों का मिलान करो
और चित्रों में रंग भरो

	पहाड़	
	आम	
	नाव	
	गमला	
	बादल	
	माला	

शब्दों को पढ़कर सही स्थान पर लिखिए



इ 'ि' की मात्रा


1. _____
2. _____
3. _____
4. _____

ई 'ी' की मात्रा

1. _____
2. _____
3. _____
4. _____



चित्र में रंग भरो



ENGLISH

1. Do ten pages of cursive handwriting. (small and big)

2. Learn all the work done in the class.

3. Draw modes of transport (air, land, water) on separate A3 sheet with examples .

4. Make 3 flash cards on action words on A4 size sheet. roll no (5 to 8)



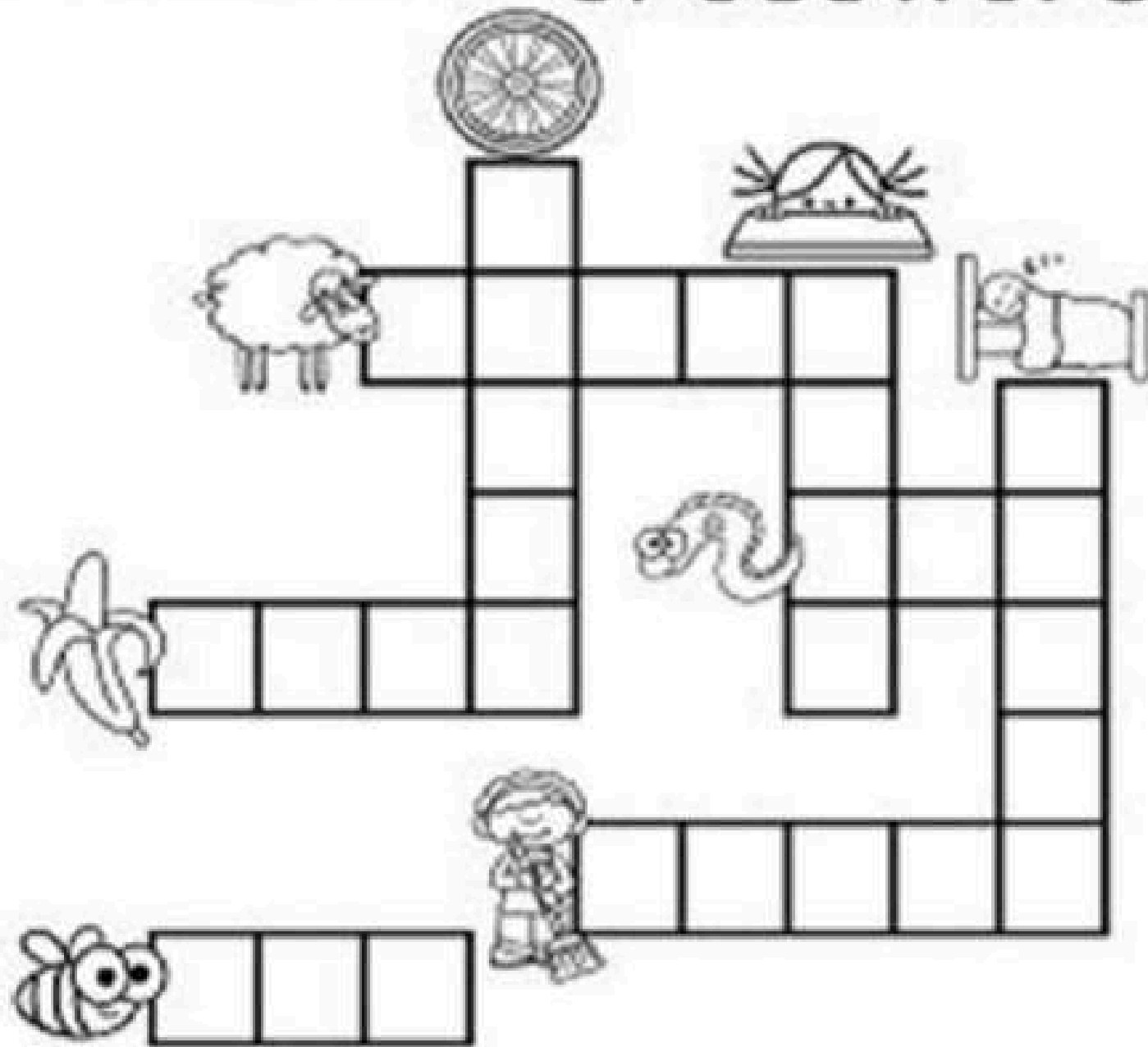
Naming words

1. Color the space RED if it names a Person.
2. Color the space BLUE if it names a Things.
3. Color the space YELLOW if it names a Places.
4. Color the space GREEN if it names a Animal.

crow	pen	girl	chair
ball	cat	branch	den
lady	bee	cup	flower
orange	farm	horse	baby
king	tree	pen	pocket
island	cop	monkey	stoll
boat	goat	cake	bear
tiger	pond	mango	grandpa

(ee sound words)

PHONICS Crossword



Word Bank:

peek

sheep

peel

wheel

sleep

eel

sweep

bee

(oo sound words)

Draw a cloud on sh sound words.

Ship

Pill

Clip

Shop

Fish

Shoe

Bush

Touch

Shell

Shout

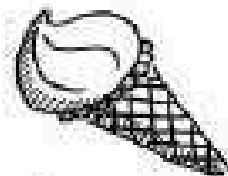
Stop

Use A/ An in the following page.

A/ An



cake




ice cream




banana



apple



orange



sandwich




sweet




chicken



egg



hamburger



elephant



cat


1 A cake




8




2



9



3




10




4



11



5



12



6



7



MATHS

1. Learn & write numerals & their number names from 1–20.

2. Learn counting 1–100.

3. Revise all the work done in class.

4. make an abacus. <https://youtube.com/shorts/ANdZp4pH3Vo?si=AzcMjvYFta5zusPI> (take help from the link)

5. Make a model using different geometrical shapes. (Roll no 9 to 12)




(What comes before?)

	3		24
	23		16
	10		30
	21		20
	12		29
	25		13


ADD AND COLOUR-

2-Blue 3-Yellow 4-Red 5-Green




(Ascending order)

19	8	17	20
----	---	----	----

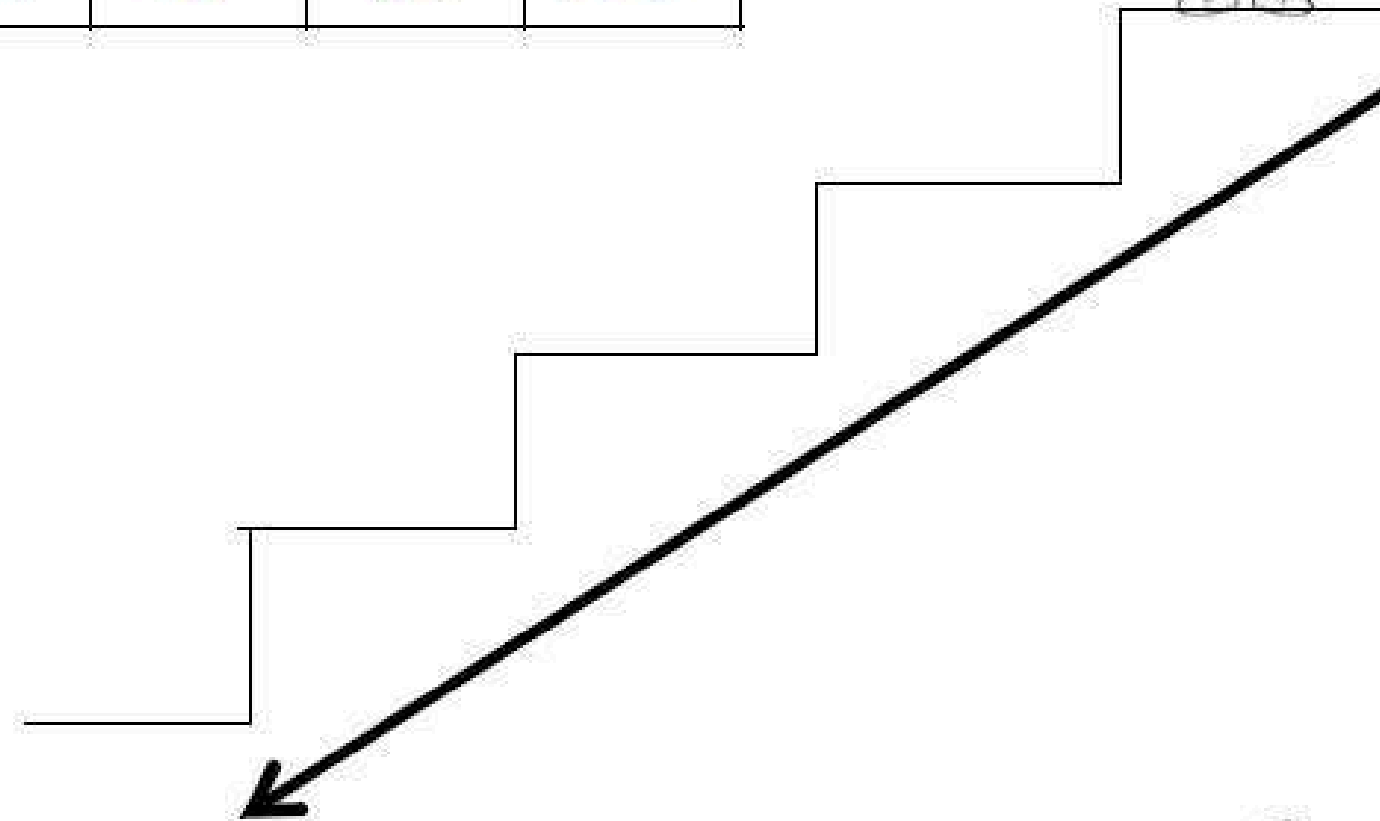


10	12	7	23
----	----	---	----

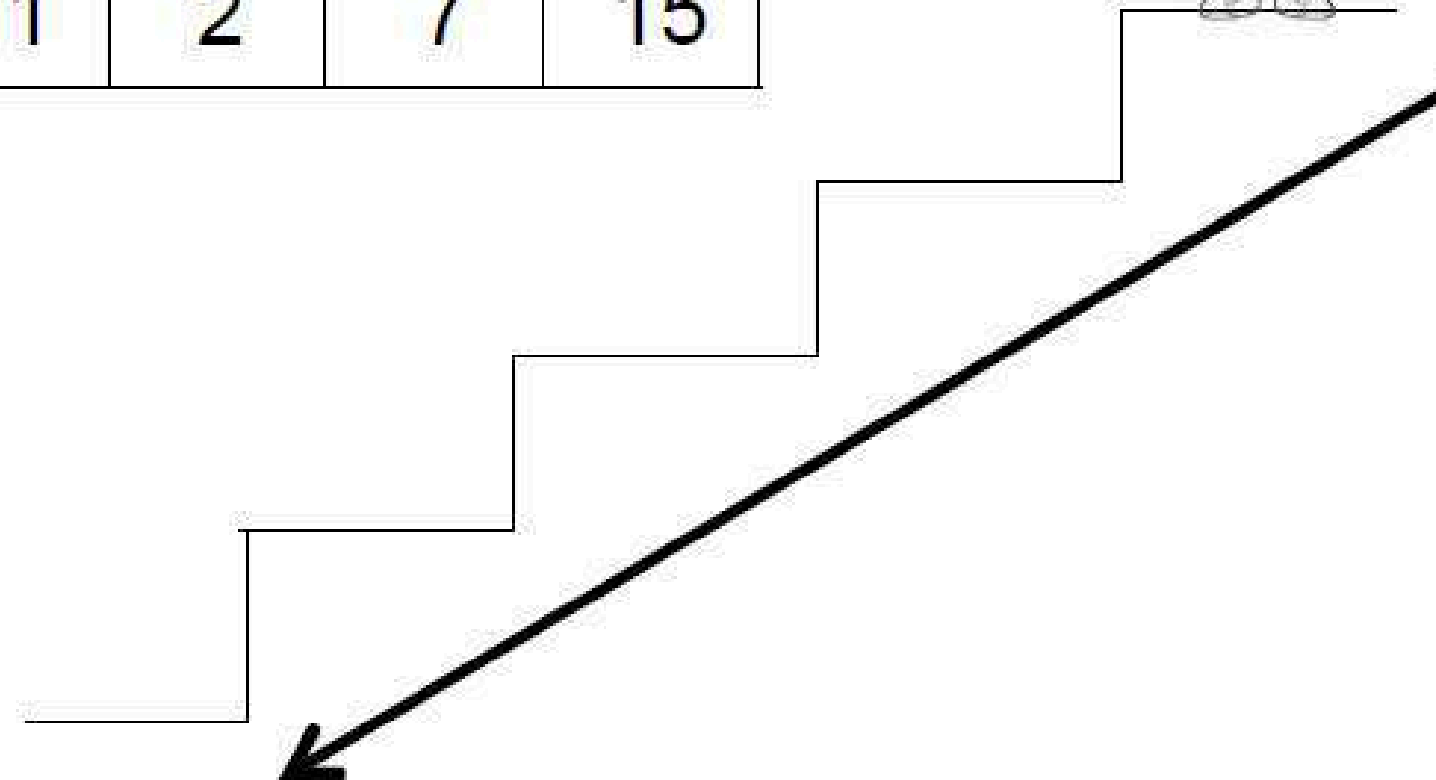



(Descending order)

12	8	14	22
----	---	----	----



11	2	7	15
----	---	---	----



EVS

1. Make a collage of safety rules at home, playground, road, and school bus.
2. Learn all the work done in class.
3. Make 3 flash cards on different seasons (A4). And things we use in different seasons.
4. Make flash cards on different animals live at different places (both land and water) use A3 side sheet. Roll no. (13 to 16)





Body Parts

Fill in the blanks

1. I see with my _____.
2. I hear with my _____.
3. I smell with my _____.
4. I taste with my _____.
5. I touch with my _____.

nose , eyes , tongue
ears , skin

Name the things to
stay clean and colour it



Write the word for the season shown.

spring

fall

winter

summer



Which season is the hottest? _____



G.K.- 1. Make national flag of India on A-3 size sheet and write 5 important lines on it.

2. Make a beautiful chart with pictures on healthy and hygienic. Take help from page no. 38 (Roll No. 17 to 20)





COMPUTER

Class - I

Write one line and paste colour picture of following parts of computer

- * **Monitor**
- * **Keyboard**
- * **CPU**
- * **Mouse**

Matching - Computer Parts

Directions: Identify and match each computer term.




1.



2.



3.



4.



5.



6.

A. Keyboard

B. Monitor

C. Printer

D. CPU

E. Mouse

F. Speakers

Art and Supw holiday h.w

Class 1 A- make this

beautiful teddy
with towel hanky



Class 1B- make
this beautiful
flower with foam
clay



Art- make a beautiful
garden scene
in A-3size sheet and
colour it




PHYSICAL EDUCATION HOLIDAY HOMEWORK

• Classes I to III


1. Fitness Fun chat

- Task: Maintain a weekly fitness chart.
-
- Example: Write or draw 1 activity you did each day (like skipping, dancing, running, playing).
- Objective: Encourage daily physical activity.
- on your colourful scrap file
- Paste photo with your daily activity and explain that activity.


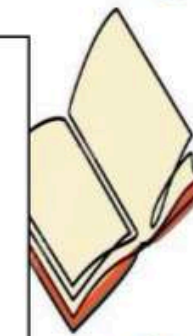




LIBRARY

READ THESE TWO STORIES



MAKE FINGER PUPPETS RELATED TO THE STORIES.



HOLIDAY HOMEWORK - INDIAN MUSIC

Class 1

1. Draw and color any 2 Indian musical instruments.



2. Learn and sing one patriotic or prayer song

3. Paste a picture of a famous Indian singer and write their name



Lata Mangeshkar



4. Listen to a simple Indian song and express how it made you feel using smileys or 2-3 words





JAIN HAPPY SCHOOL

(A Minority Educational Institution)

Roll no. List of class 1-A

S. No.	Roll No.	Name of Student
1	1001	AMANYA SINGH
2	1002	ATHARVA
3	1003	BHAVYA GOTHWAL
4	1004	DAKSH
5	1005	DHAIRYA GOTHWAL
6	1006	JEET GOLA
7	1007	KARTIK GUPTA
8	1008	KONAIN QURESHI
9	1009	MAHIR KUMAR
10	1010	MEENINDER SINGH
11	1011	MISHIKA VERMA
12	1012	MOHD. AAHIL
13	1013	MOHD. ARHAM
14	1014	NAMAN MEENA
15	1015	NIHAL KUMAR MAHATO
16	1016	PRABHAT PRAJAPATI
17	1017	PRIYANK GROVER
18	1018	PULKIT SINGH
19	1019	TEJAS CHAWLA
20	1020	MOHAMMAD IZHAAN KHAN

Roll no. List of class 1-B

S. No.	Adm No.	Roll no.	Name of Student
1	9683	1051	ABBAS ANSARI
2	9596	1052	AZIZA
3	9673	1053	BHAVIK GUPTA
4	9674	1054	DHANVITH
5	9662	1055	FATEH JORWAL
6	9698	1056	GAYATRI KUMARI
7	9234	1057	INAAYA KAUR
8	9475	1058	JASVEER SINGH TALWAR
9	9506	1059	KIAAN
10	9678	1060	MANAV
11	9682	1061	NAKUL
12	9444	1062	PALVIT SAUJAS
13	9659	1063	PRAGYAN JAIN
14	9609	1064	PRANAY SINGH
15	9455	1065	PRANSH OTWAL
16	9522	1066	REYANSH CHAUDHARY
17	9619	1067	SATYADEV DUBEY
18	9501	1068	TANMAY KUMAR KHATUA
19	9300	1069	VEDANT CHOUHAN
20	9671	1070	YASH PRAKASH
21	9745	1072	SARA ALI
22	9457	1071	REYANSH GUPTA



HAPPY
SUMMER
HOLIDAY