



JAIN HAPPY SCHOOL
(A Minority Educational Institution)
CLASS- IV



Dear Parents,

It is summer vacation time again, a time to relax as well as fruitfully occupy the children in various scholastic and co-scholastic areas. Keeping this in mind, we have designed interesting Projects / Assignments for children to be completed during the summer vacation. This would encourage in-depth learning, strengthen concepts and prepare ground for improved academic output. As parents, kindly motivate and lend support to your children and ensure that they complete the given work well-in-time and to the best of their ability. Your encouragement can actually make a huge difference to the ultimate learning outcome of these projects. We would be happy if parents encourage children to work on their own.

हिंदी

1. मूल्यपरक कहानियां पढ़ें और पढ़कर सुनाएं।
2. पाठ 3 - पतंग और गुब्बारा पढ़ें और उसके कठिन शब्द याद करें।
3. निम्नलिखित विषयों पर अलग-अलग सुंदर चार्ट बनाएं।
(Use thick carter sheet).
 - i. वन महोत्सव (कक्षा IV- A)
 - ii. हिंदी दिवस (कक्षा IV- B)

NOTE- Take printouts of the assignments/ worksheets and compile in a folder.

वचन

अनेकवचन शब्द लिखें

एकवचन

अनेकवचन

चाबी



टोपी



बाली

रोटी



जूता



तारा

कली



क्रिया

जिन शब्दों से किसी काम के करने या होने का बोध होता है, उसे क्रिया कहते हैं।

जैसे - लिखना, चलना, खाना, पीना, पढ़ना आदि।

निम्नलिखित वाक्यों में से क्रिया शब्द छोटकर दिए गए स्थान पर लिखो।

- मम्मी भोजन पका रही है। पकाना
- घोड़ा घास खा रहा है।
- दादी स्वेटर बुन रही है।
- राजू पढाई कर रहा है।
- माँ जलेबी बना रही है।
- रमा दौड़ रही है।
- पलक निबंध लिख रही है।
- बच्चा सो रहा है।
- गाय चारा खा रही है।

चित्र देखकर सही उत्तर चुनकर लिखिए :



पतंग

गुब्बारा


लड़कियाँ

इन्द्रधनुष

लड़के

रंग-बिरंगे

1. आसमान में सुंदर दिखाई दे रहा है ।
2. एक लड़की उड़ा रही है ।
3. दो रेत से खेल रही हैं और उनके पास गेंद हैं ।
4. नीली कमीज़ पहनी लड़की के हाथ में पीला है ।
5. दो गेंद से खेल रहे हैं ।



MATHEMATICS

Q 1. Highways are important roads that join cities and towns. The Golden Quadrilateral is a network of highways in India. It consists of four express Highways – Delhi to Kolkata, Kolkata to Chennai, Chennai to Mumbai, and Mumbai to Delhi.



Find the length of these highways and add them.

Fill in the missing numbers

11	-	8	=	
-			+	
=			=	
	+	4	=	10

3	+		=	
+			-	
			4	
=			=	
7	-		=	6

4	+		=	
-			+	
3			2	
=			=	
	+		=	10

	+	5	=	6
+			-	
			4	
=			=	
9	-		=	

8	+		=	10
-			-	
4				
=			=	
	-	3	=	

7	-	4	=	
-			+	
			3	
=			=	
	+	1	=	

Do all the work of these worksheets in Mathematics note book.

CLASS 4 (MATHS) WORKSHEET

Q1. Fill ups:

- i. $1 + 899 =$ _____
- ii. Successor of 2001 is _____
- iii. $14 + 10 + 2 = 10 + 2 +$ _____
- iv. Predecessor of 1100 is _____
- v. $6712 + 0 =$ _____
- vi. $1235 + 389 =$ _____
- vii. $9876 - 10 =$ _____
- viii. $1689 - 0 =$ _____
- ix. $1001 -$ _____ $= 1000$
- x. $189 - 189 =$ _____

Q2. Solve the following:

$$\begin{array}{r} \text{i) } 8792 \\ + 6352 \\ \hline \hline \end{array}$$

$$\begin{array}{r} \text{ii) } 5364 \\ + 7629 \\ \hline \hline \end{array}$$

$$\begin{array}{r} \text{iii) } 8792 \\ + 6352 \\ \hline \hline \end{array}$$

$$\begin{array}{r} \text{iv) } 7562 \\ - 3481 \\ \hline \hline \end{array}$$

$$\begin{array}{r} \text{v) } 9210 \\ - 4702 \\ \hline \hline \end{array}$$

$$\begin{array}{r} \text{vi) } 3519 \\ - 1643 \\ \hline \hline \end{array}$$

Q1. Write the Place and the Place Value of the underlined digit-

NUMBER	PLACE	PLACE VALUE
<u>8</u> ,73,549		
22900 <u>4</u> 7		
69 <u>1</u> 26		

Q2. Rewrite the numbers using commas and write them in words:

i. 139854 _____

ii. 999999 _____

Q3. Write in numerals and place the commas according to Indian system:

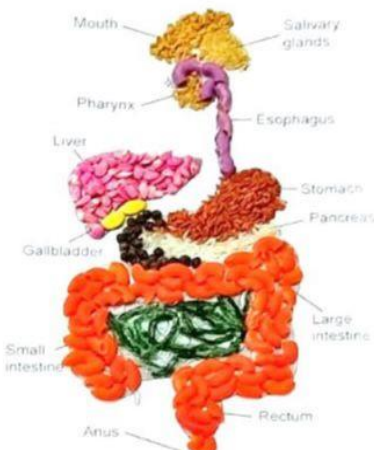
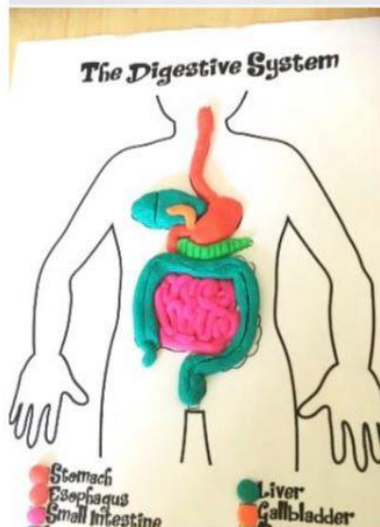
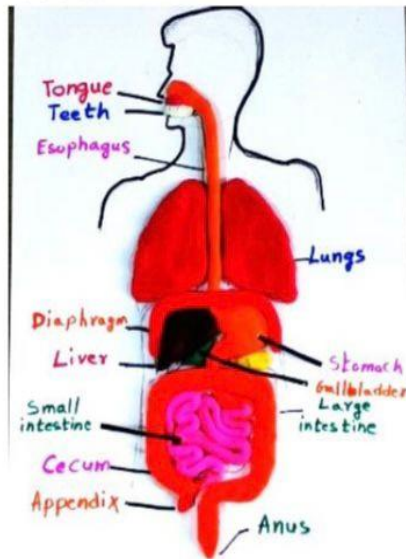
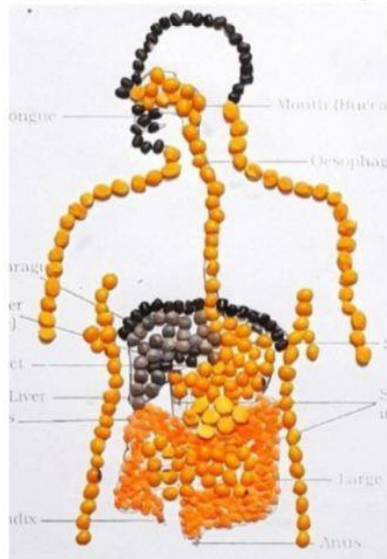
i. Thirty lakh nine thousand five hundred and eleven.

ii. Eighty lakh sixty thousand and three. _____

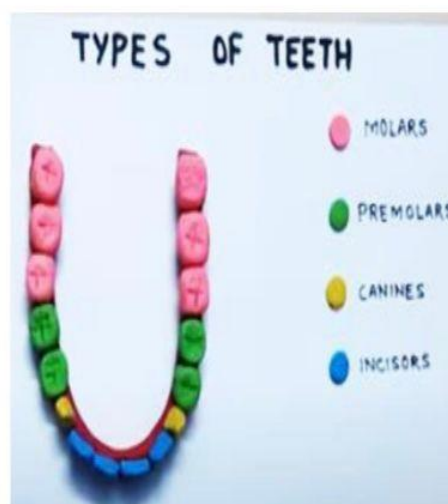
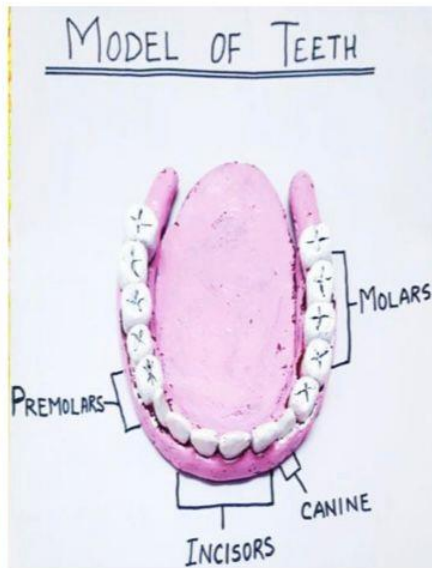
iii. Six lakh two hundred and seven. _____

IV SCIENCE HOLIDAYS HOMEWORK

1. Learn and revise L1 and L2 done in the class.
2. ROLL NO. 1-15 - Make a model of DIGESTIVE SYSTEM using clay, different types of pulses, thread, stones, waste papers or any waste material available to you. Paste the model on a cardboard and make it creative. Some ideas are given below:



3. ROLL NO. 16-30 - Make a model on the TYPES OF TEETH OR LAYERS AND PARTS OF TEETH using different colours of clay or homemade dough. Paste the model on a cardboard and make it creative. Some ideas are given below:



Class 4th

Social Sciences Holidays Homework



On A3/4 size coloured sheet

- 1. On an outline Political map of India:
Mark and label States and Union
Territories**
- 2. Write and paste colourful pictures of
the main Crops , Languages Spoken,
Dance form and Clothes of the
following States:**

***Nagaland
*Haryana
*Telangana**

Class 4th

English Holidays Homework



- 1. Read newspaper daily**
- 2. Make an attractive and colourful flashcard on Gender.**
- 3. Make a beautiful Book Cover (draw an important scene) of any one story you read.**
- 4. Take out print and do the given worksheet**

Types of sentences

Instructions: Decide what type of sentence:

Declarative - Interrogative - Exclamatory - Imperative

1. Don't drop those apples. _____
2. Don't scare the birds away! . _____
3. Do you have your own computer? _____
4. Please be carefull . _____
5. What is the first letter of the alphabet? _____
6. Do you like chocolate cake? . _____
7. My name is Francisca. . _____
8. Today is a very sunny day. . _____
9. Please come down to eat your breakfast. _____
10. Wow! That looks amazing! _____
11. Please open the door. _____
12. What is your name? _____
13. Tomorrow we are going to the zoo. _____
14. Go to your class right now. _____
15. Can we watch a movie tonight? _____

Write "s" for a sentence or "p" for phrase.

1. At school.
2. We saw the dog.
3. A bag is.
4. In the house.
5. Home is fun.
6. The chair.
7. Where is the cake?
8. Take the ball.
9. Write name.
10. Jump over that.

CBSE ART INTGRATED LEARNING ACTIVITY

As per the guidelines by the CBSE all are required to prepare Art Integrated Projects.

In this DELHI is paired with Union Territory LAKSHADWEEP AND ANDAMAN AND NICOBAR ISLANDS.

Prepare a project (paste pictures)on Lakshadweep and Andaman and Nicobar Islands under the following headings on *A3* size sheets only:-

- 1. Introduction- location (on a map).**
- 2. People of Lakshadweep and Andaman and Nicobar Islands-**
 - a. Dress**
 - b. Occupation.**
 - c. Crops grown and what they eat.**
 - d. Festivals**
 - e. Tourism**





GENERAL KNOWLEDGE

- 1. Make a 3D working model on natural hazards (any one) (Roll no.1-8)**
 - a. Flood
 - b. Earthquake
 - c. Tornado
 - d. Tsunami
 - e. Volcanic Eruption
 - f. Forest Fire
- 2. Design a 3D logo for your class. Use your creative and innovative ideas for this work. (Roll no.9-16)**
- 3. Make a 3D model on Great buildings of the world. (Roll no.17-23)**
- 4. Make a 3D poster on sports symbols.(Roll no.24-30)**

Library

Read English moral stories daily and make a beautiful collage by using story titles, pictures , moral of the story on a thick chart paper.





Computer Holiday Home Work Class IV

- Make any one Beautiful charts of Generations of Computer
(roll no 1-15)
- Paste any three picture of Input , processing and Output devices in computer note books also write two two lines about it .
(roll no 16-30)



1. Fill the table below:

Generation	Technology Used
First Generation	
Second Generation	
Third Generation	
Fourth Generation	
Fifth Generation	

2. What is a vacuum tube?

3. What is a transistor?

4. What is an Integrated circuit?

5. What is a CPU?



Art and craft

Supw : IVA- make this beautiful flower vase with thermocol balls. Paste on A-4 size sheet.

IVB- make a beautiful vase. use thermocol balls in wire. Put it in a pot.



Art- Make a beautiful painting on the theme of mothers day in A-3 size sheet.

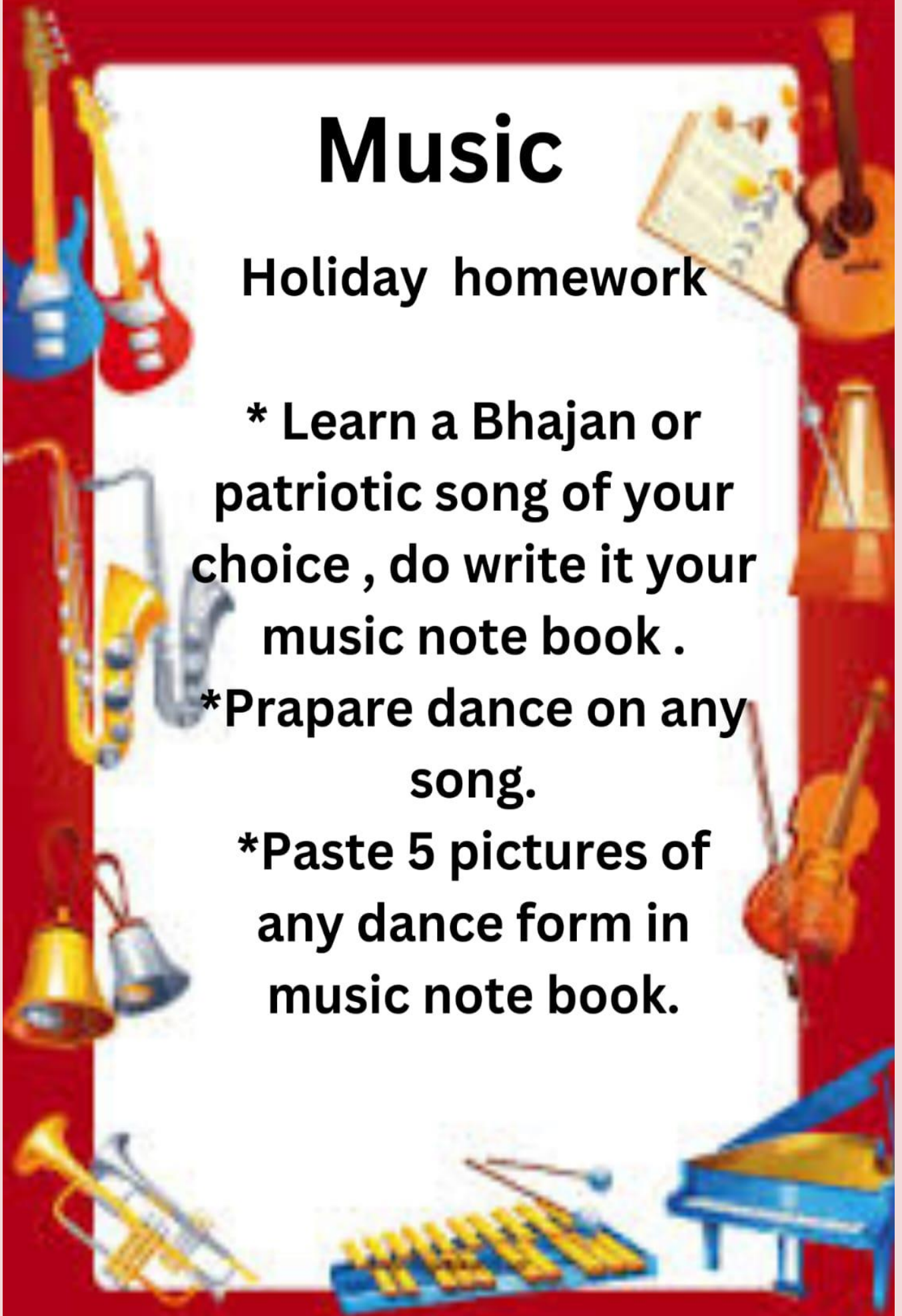
Music

Holiday homework

*** Learn a Bhajan or patriotic song of your choice , do write it your music note book .**

***Prapare dance on any song.**

***Paste 5 pictures of any dance form in music note book.**



**CLASS IV PHYSICAL EDUCATION HHW
(2023-24)**

1. Make a collage of famous football and cricket players on scrapbook
2. Five YOGA Asanas with name & benefits (Click your photograph of doing Asanas)
3. Make sport s equipment at home with waste material
 - ❖ Cricket ball
 - ❖ Dumbbells
 - ❖ skipping rope

HAPPY VACATIONS

*Take time to enjoy, learn, play and share
love, care and explore.*