






**JAIN HAPPY SCHOOL**  
**A MINORITY EDUCATIONAL INSTITUTE**  
**HOLIDAY HOMEWORK**

**2025-26**

**Bal vatika -11**



**“Summer means  
happy times and good  
sunshine.”**



**Dear Parent,**

**We wish you and your child a very happy summer holidays .  
It's time to enjoy and create a bond with family, friends and  
relatives. To utilize this time in the most constructive way we  
have prepared Holiday Homework for the students on the  
principle of 'learning by doing' for his /her holistic development.**

**Kindly ensure that the holiday home work is completed by  
the students under the guidance of the parents.**

**So here we start.....**



## ***Morning Blessings***

**Help your child inculcate good habits like doing  
“Surya Namaskar” and encourage him/her to wish  
all elders in the morning. If possible, visit a temple  
or any other religious place of your choice.**



## ***Physical Development***



- **Take the child with you for morning/evening walk.**
- **Play different games like hide and seek, football, ludo, chess, snakes and ladders, carrom board etc. with your child.**
- **This will encourage them to express freely and will make them more responsible.**



## ***Language Development***

- ***Encourage your child to converse in English.***
- ***Choose any 1 object from your surroundings every day. Let the child speak few lines on it.***



***For example: This is an orange .***

***It is orange in colour. It is sweet and juicy. I love to eat oranges.***



## ***Social and Emotional Development***

- ***Tell the child about your childhood, share incidents from the past and show him/her old family albums. This will strengthen the bond between you and your child.***
- ***Cook dinner together, show your child how to measure 1 cup, 1/2 cup, 1 teaspoon etc. Start naming the food groups when you serve them.***
- ***Let your child help in household chores like cleaning windows, filling water bottles, laying table, arranging toys, watering the plants etc.***



## ***Health and Hygiene***

***“Healthy mind resides in a healthy body.” So start your day early and set a routine even during vacations. In addition you and your little one can spend some quality time playing, cycling, swimming to keep yourself fit and healthy. Encourage your child to take care of personal hygiene by inculcating the habits like washing hands, practicing yoga, eating healthy food etc.***



## ***The only way to learn Mathematics is to do Mathematics***

***Simple tasks could be assigned such as counting and getting objects from the refrigerator or the dining table, counting the trees and collecting the leaves while morning and evening walk.***





## ***My Special Day with DAD***

***“My Dad is so special, he is strong and smart, That is why I love him so with all my little heart!!***

***FATHER'S DAY SUNDAY 15TH JUNE 2025***

***Fun Activity with Dad:- Father's Day Stick Frames***

***Materials you need***

***large popsicle sticks***

***coloured sheet***

***glue***

***acrylic paint***

***marker***

***stickers***

***small popsicle sticks***



### ***i) Steps to make animal characters***

***Paint four popsicle sticks with acrylic paint! It will take about 15-20 minutes for these to dry.***

***Once they are dry, you'll hot glue the sticks together to form a square shape. I also hot glue a piece of colored cardstock on the back of the sticks so it will be able to stand up!***

***Now it's time to decorate the popsicle sticks! Make fingerprints, use stickers, or draw!***

***Cut a photo to fit the square shape you made with the sticks. I just tape it on top of the colored card stock in case we want to change the photo inside.***

***To make it stand up, tape a small popsicle stick to the back of the card stock paper. I add a few pieces to make sure it won't fall.***

***Enjoy and have fun!***






## ***FUN WITH FLASH CARDS***

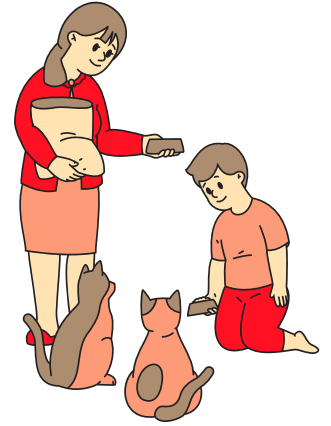


***Learning through flash cards is fun. Flash cards are effective memory-aid tools that can help students learn quickly. So pick up colourful chart papers, make flash cards and get them laminated.***

***5 different flash cards to be made by each child. The size of the flash card should be 6''inch x 6''inch.***

***Note: Kindly make the flash cards according to the Roll number.***

<b>Topic</b>	<b>Roll No.</b>
<b>Character and objects of the story 'The Lion and the mouse'.</b>	<b>1-5</b>
<b>Characters of the story 'The Clever fox'.</b>	<b>6-10</b>
<b>Body Parts (Five sense organs)</b>	<b>11-16</b>
<b>Wild animals</b>	<b>17-22</b>
<b>Farm animals</b>	<b>23-28</b>





## ***INCULCATING VALUES***

***“Good habits and good deeds are essential for a happy life.”  
Choose any one topic from the value education topics given  
below***

- 1. I love my family***
- 2. Not wasting food***
- 3. Care for plants***
- 4. Being kind***

- Perform a deed that depicts value chosen by you.***
- Draw a picture /click a photograph of you performing the deed. Paste the pictures/ photographs in a colourful A4 size pastel sheet and decorate the sheet as per your creativity.***

### ***Paper Bag***

***Help your child to make an attractive handmade bag with an old newspaper or magazine. Decorate it and write the name, class and section of your child. Keep all the holiday homework in it and submit the same .***

-----



## ***Writing Time***

***To improve the writing skills of the children  
and to make them practice every day,  
we have attached some written assignments  
of every subject for them. Sample worksheets of Hindi,  
English and Math are given.  
-Complete your colouring book .***

***Kindly make your word practice at least 2 to 3 times.***



***Wishing you all happy times  
together!!***



# Worksheet 1

नाम \_\_\_\_\_



# Worksheet 2

नाम - \_\_\_\_\_

## हिन्दी वर्णमाला के स्वर

नीचे दिए गए स्वरों का लिखकर अभ्यास कीजिए ।

Read and write sounds of varnamala (Hindi Alphabets) .

अ

.....

आ

.....

इ

.....

ई

.....

उ

.....

ऊ

.....

ऋ

.....

ए

.....

ऐ

.....

ओ

.....

औ

.....

अं

.....

अः

.....

# Worksheet 3

नाम - \_\_\_\_\_

खाली स्थान में सही अक्षर लिखें।

क		ग		ङ
---	--	---	--	---

	छ		झ	
--	---	--	---	--

ट		ड		ण
---	--	---	--	---

	थ		ध	
--	---	--	---	--

प		ब		
---	--	---	--	--

	र		व
--	---	--	---

श			ह
---	--	--	---











	त्र		श्र
--	-----	--	-----

# Worksheet 4

Name - \_\_\_\_\_

## FILL THE MISSING LETTER

Directions: Fill in the blanks with missing letter.







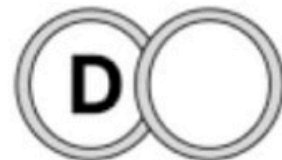

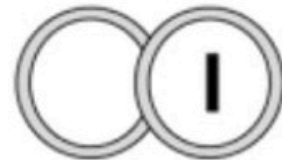



# Worksheet 5

Name - \_\_\_\_\_

---

Fill In The Missing Upper Or Lower Case Letters.





# Worksheet 6

Name- \_\_\_\_\_

Circle the correct alphabet



a	c	e
---	---	---



o	e	m
---	---	---



r	u	z
---	---	---



r	z	s
---	---	---



x	h	b
---	---	---



z	t	b
---	---	---



a	u	b
---	---	---

# Worksheet 7

Name-\_\_\_\_\_

## Alphabet Matching

A

B

C

D

E

F

G

d

f

a

c

g

b

e

# Worksheet 8

Name- \_\_\_\_\_

Count and Write



\_\_\_\_\_



\_\_\_\_\_



\_\_\_\_\_



\_\_\_\_\_



\_\_\_\_\_



\_\_\_\_\_



\_\_\_\_\_




\_\_\_\_\_

# Worksheet 9

Name- \_\_\_\_\_

Missing numbers - 1 to 50



# Worksheet 10

Name-\_\_\_\_\_

\* Match the same shape.

